



SOUND SPLASH WATERPROOF/FLOATING BLUETOOTH SPEAKER

Part# MVASSFS1
Instruction Manual

Please Read All Instructions Carefully
and Retain for Future Use.

fins up!

Safety Instructions

Read this manual carefully before operating the speaker and keep this manual for future reference or just for good reading material.

- Do not insert any metal objects into the device.
- To avoid a static charge, do not use the device in an extremely dry climate.- Duh! It's waterproof!
- Do not attempt to repair the device yourself.
- Batteries (battery pack or batteries installed) should not be exposed to excessive heat such as solar flares, fire, lasers or volcanic lava eruptions.

WARNING!

In order to avoid damage to the product, make sure the upper and lower parts of the product are firmly secured before putting the product into the water. Never hide car keys or other items inside this device, as it is not a secret storage container! Do not use for safety flotation at any time.

In the Box

- Bluetooth Speaker
- USB Charging Cord
- Instruction Manual

Getting Started

- Remove the Sound Splash & accessories from the box. Get very excited and smile.
- Remove all packaging from the Sound Splash.
- Place the packaging inside the box to store, re-gift or recycle.

Features

- Wireless Bluetooth Audio
- Designed to Float, Perfect for Pools, Spas, & Baths
- Includes Nylon Strap for Suspended Hanging Applications
- Built-In Auto Scan FM Radio
- Volume Control
- Media Control (pause/play, previous/next track)
- Quick Connect Bluetooth – Auto Connect to Last Paired Device When Powered On
- Auto LED Mini Concert Light Show
- Voice Prompts
- Auto Off When Not In “Play” Mode

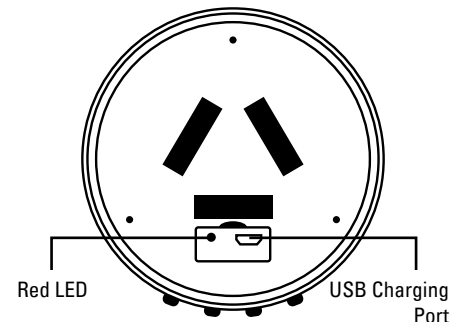
Squishy Blinking Button Operation

- ⏻/M Power On/Off, Mode (switch between Bluetooth and FM Radio).
- ⏮/V- Previous Track (Press), Volume Down (Hold)
- V+/⏭ Next Track (Press), Volume Up (Hold)
- ⏸ Press Once to Pause the Track or Mute the Radio, Press Again to Unpause or Unmute. Hold for 3 Seconds to Auto Scan Radio Stations.

Charging Instructions

The Sound Splash includes an integrated rechargeable battery. Charge this battery fully for three to four hours before using the first time.

1. Screw off the top of the Sound Splash. Do not lose!
2. Connect the USB cable to the micro USB port on the unit under the rubber flap.
3. Connect the other end of the USB cable to a USB port on a PC or an AC/DC adapter. The red LED will illuminate indicating the battery is being charged. When the battery is fully charged, the LED will turn Off.



Pairing the Sound Splash with Bluetooth Devices

1. Turn on the Sound Splash.
2. Turn on your Bluetooth enabled device and activate the Bluetooth function.
3. Search for the Bluetooth device, “MVA Soundsplash” in the list of available devices.
4. Pair your Bluetooth enabled device with “MVA Soundsplash”. If prompted for a password, use “0000”. After the Sound Splash is paired with your device, enjoy the Sound of Paradise.

Tips:

Once the Sound Splash is paired and connected to your Bluetooth device, it automatically connects the next time as long as the Bluetooth on your device is turned On. That's some crazy cool technology right there!

Specifications

Bluetooth Version	3.0
Bluetooth Operating Distance	Approx. 10 meters (33 feet)
Frequency Range	2.4 - 2.48GHz
Output Power	5 watts
Frequency Response	100Hz - 20kHz
Distortion	≤1%
FM Frequency	87.5 MHz - 108 MHz
Microphone Sensitivity	-40dB
Playback Time	5 - 6 hours
Charging Input Power	DC 5V
Charging Time	2 - 3 hours
Unit Size	96 mm x 96 mm x 150 mm
Unit Weight	Approx. 400g
Waterproof Grade	IPX7

Note:


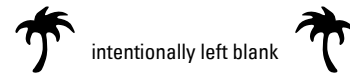
Battery life & charging time may vary, based on usage & types of devices used. Do not use as a football or as fishing tackle. Abuse is never covered under warranty and no one likes a party pooper.

See more great MTX Margaritaville Audio gear, visit margaritavilleaudio.com or your favorite Margaritaville Audio retailer. Follow us on Facebook to keep up to date with the latest island inspired product news and always listen to the Sound of Paradise wherever the winds take you.

This equipment has been tested and found to comply with the limits for a Class B digital device, pursuant to Part 15 of the FCC rules. These limits are designed to provide reasonable protection against harmful interference in a residential installation. This equipment generates, uses, and can radiate radio frequency energy and, if not installed and used in accordance with the instructions, may cause harmful interference to radio communications. However, this is no guarantee that interference will not occur in a particular installation. If this equipment does cause harmful interference to radio or television reception, which can be determined by turning the equipment off and on, you are encouraged to try to correct the interference by one or more of the following measures:

- Reorient or relocate the receiving antenna.
- Increase the separation between the equipment and receiver.
- Connect the equipment to an outlet on a different circuit than the one to which the receiver is connected.
- Consult the dealer or an experienced radio/TV technician for help.

Changes or modifications not expressly approved by Mitek Corporation could void the user's authority to operate this equipment. This device complies with part 15 of the FCC Rules. Operation is subject to the following two conditions: (1) This device may not cause harmful interference, and (2) this device must accept any interference received, including interference that may cause undesired operation.



SOUND SPLASH WATERPROOF/FLOATING BLUETOOTH SPEAKER

Part# MVASSFS1
www.margaritavilleaudio.com

©2015 Mitek Corporation. MTX is a registered trademark of Mitek Corporation. Margaritaville is a registered trademark of Margaritaville Enterprises LLC. All other trademarks are the properties of their respective owners. Due to continual product development and improvements, the contents of this document including all pricing, specifications, and terms are subject to change without notice.