

**RZR-14-FS
POLARIS® RZR® FRONT SPEAKER PODS
OWNER'S MANUAL**



THANK YOU

Thank you for making the AWESOME decision to purchase our MTX Audio 6.5" weatherproof kick panel speakers for your Polaris® RZR®. With a few simple tools from your trusty toolbox, these speakers are so easy to install that even a 5-year old can do it. Trust us when we say we've tried it. The rotationally molded enclosures are built as a single piece, designed to take years of abuse without failure and the Quick Install Bracket with POD-LOC technology makes mounting them a snap, literally. And of course, who can forget the integrated RGB lighting in the speakers, because, who doesn't like things that light up, right? So, congratulations on your purchase, thanks for your support and most importantly, enjoy the ultimate audio experience with MTX!

WE'RE HERE TO HELP

We're here to help with any installation or technical support. Visit mtx.com to chat, call 1-800-225-5689 to speak with an MTX Technical Support representative, or visit youtube.com/user/MTXAudioUSA to view product videos.

DON'T FORGET TO REGISTER YOUR PRODUCT

Don't forget to register your new MTX Audio product. Visit mtx.com/productregistration or scan the QR code to the right.

Model # _____

Serial # _____

Dealer's Name _____

Date of Purchase _____



MAKE SURE TO READ THIS

If the RZR-14-FS kick panel speaker pods are being installed along with the RZR-14-SW subwoofer enclosure, the subwoofer **MUST** be installed first.

IMPORTANT NOTICE

Whenever working on the vehicle, it is recommended to disconnect the battery prior to starting work. Failure to do so may lead to a risk of electric shock or equipment damage.

When connecting power and ground wires ensure that the red power wire is fused at the point where it is connected to the vehicle's battery. Failure to do so can result in damage to the vehicle if a short circuit develops between the vehicle connection point and the product.



FEATURES

- Integrated RGB LED Lighting
- Custom Fit for RZR® Kick Panel
- Custom Quick Mount Bracket with POD-LOC Technology for Easy Installation
- Rotationally Molded Sealed Enclosure
- Factory Matched Texture
- Polypropylene Woofer and Mylar Dome Tweeter
- Installer Friendly Design
- Direct Fit, No Cutting or Drilling Required

SPECIFICATIONS

- RMS Power Handling: 50-Watts
- Peak Power Handling: 100-Watts
- Sensitivity (2.83V/1m): 89.9dB
- Sensitivity (1W/1m): 85.6dB
- Frequency Response: 70Hz - 20kHz
- Impedance: 4Ω

FIT GUIDE


RZR 900	2014 - 2020
RZR 900 XC	2015 - 2020
RZR 2 900 EPS	2014 - 2018
RZR 4 900 EPS	2014 - 2020
RZR S 900.....	2014 - 2020
RZR S 1000.....	2017 - 2020
RZR S4 1000.....	2019 - 2020
RZR XP 1000	2014 - 2020
RZR XP Turbo	2016 - 2020
RZR XP Turbo S.....	2019 - 2020
RZR XP Turbo Dynamix Edition	2018 - 2020
RZR XP 4 1000	2014 - 2020
RZR XP 4 Turbo	2016 - 2020
RZR XP 4 Turbo S.....	2019 - 2020
RZR XP 4 Turbo Dynamix Edition	2018 - 2020
RZR XP 1000 Trails and Rocks.....	2019 - 2020
RZR XP 1000 High Lifter.....	2014 - 2020
RZR XP 4 1000 High Lifter.....	2014 - 2020

IN THE BOX


- RZR-14-FS Kick Panel Speaker Pods (Left and Right Enclosures)
- Mounting Hardware
 - (2) Mounting Brackets
 - (2) 10mm Screws

INSTALLATION


Step 1 - Remove the two (2) T40 screws at the bottom of the kick panel.




Step 2 - Remove the top 13mm body bolt.



Step 3 - Place the custom quick mount speaker bracket.




Step 4 - Reinstall the body bolt and two (2) T40 screws.



Step 5 - Align the bottom of the RZR-14-FS speaker pod with the hooks on the custom quick mount speaker bracket. Tilt the top of the speaker pod toward the outer body until flush against the mounting bracket. Push down until the pod locks in place.



Step 6 - Align the top of the speaker pod with the speaker bracket and insert the supplied 10mm bolt.



Step 7 - Feed wire into dash towards amplifier mounting location. **Note:** In the event these are not used with an MTX THUNDER SYSTEM, it will be necessary to cut off the connectors and hardwire directly to your equipment.

Step 8 - Reassemble and go ride.



WARRANTY PERIOD

At MTX Audio we engineer products that will stand up to the test of time. We also realize that from time to time a problem may occur. That's why our products carry a 2-year limited warranty that begins at the time of sale to the end user.

Of course, we're here to help. If you experience an issue with any of our products within the warranty period, please contact our customer service technical line at 1-800-CALL-MTX to help troubleshoot your issue. If, after speaking with our technical experts it is determined that a problem lies with the product, the technician will provide you with a Return Authorization number and all relevant details you'll need to get the product taken care of.

MITEK WARRANTY

Mitek Mobile products (including, but not limited to: MTX, Coustic, Streetwires, Xtant, BassSlammer, and Thunder Marine) purchased in the USA from an AUTHORIZED MITEK DEALER are guaranteed against defects in material and workmanship for the period of time specified. The warranty period begins the day the product is purchased by the end user, and this warranty is limited to the original retail purchaser of product. Products found to be defective during the warranty period will be repaired or replaced with equivalent product by Mitek at no charge. This warranty is void if it is determined that unauthorized parties have attempted repairs or alterations of any nature, and the warranty does not extend to cosmetics or finish. Mitek disclaims any liability for other incurred or consequential damages resulting from product defects. Mitek's total liability will not exceed the purchase price of the product.



Let's Get Social
mtx.com



Like, Follow, & Subscribe

© 2020 Mitek Corporation. All rights reserved. MTX is a trademark of Mitek Corporation. All other trademarks are property of their respective owners. Designed and Engineered in the U.S.A.

Due to continual product development, all specifications are subject to change without notice.

MTX Audio, 4545 East Baseline Rd. Phoenix, AZ 85042 U.S.A. 1-800-225-5689

MTX006072 RevA 2/20 • 21A10764 • AW0015797